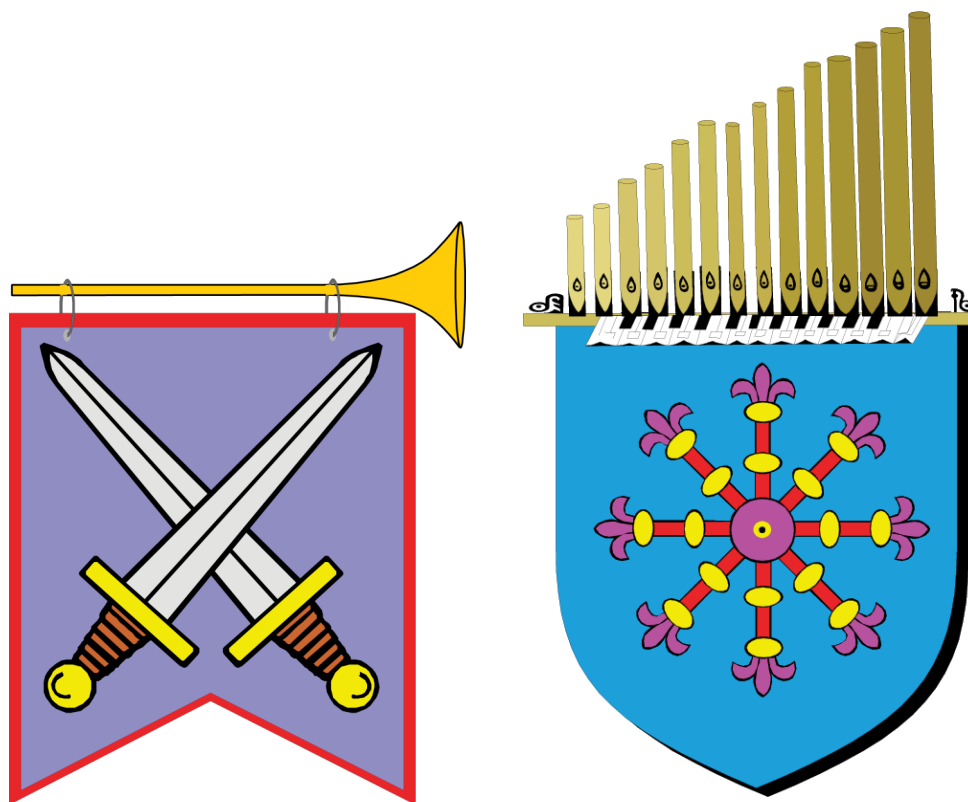



The Prince of Denmark's March

BY JEREMIAH CLARKE



The Prince of Denmark's March (1674 - 1707)



The Prince of Denmark's March

by Jeremiah Clarke (1674 - 1707)

About the Composer

- Jeremiah Clarke was an English Baroque composer and organist.
- Early in his life, around the age of eleven, he was a chorister at the Chapel Royal.
- He later became the organist at St. Paul's Cathedral in London.
- He wrote religious music as well as songs, incidental music for theater and harpsichord pieces.
- He died at only 33 years old from sadness over a breakup with his girlfriend.

About the Music

- *The Prince of Denmark's March* was originally written c. 1700 for harpsichord, and later arranged for trumpet and pipe organ.
- It is a popular choice for wedding music and has been used in royal weddings.
- For many years, this piece was mistakenly attributed to another composer from England, Henry Purcell.
- According to some sources, the march was written in honor of Prince George of Denmark, who was the husband of Queen Anne of Great Britain.
- It is in Rondo form and features question and answer phrases.





Vocabulary

rondo form a musical form in which a main (opening) theme returns between contrasting themes, for example, ABACA

question and answer phrases a pair of musical phrases where the first idea does not feel complete without the second

More

This march was broadcast often by the BBC during World War II, especially when programming was directed to occupied Denmark, since the march symbolized a connection between those two countries. It is still performed in Denmark during the annual celebrations of the end of WWII.



The Prince of Denmark's March

de Jeremiah Clarke (1674 - 1707)

Acerca del Compositor

- Jeremiah Clarke fue un compositor y organista Inglés de la época del Barroco.
- En su infancia, como a los 11 años de edad, él era cantante de la Capilla Royal.
- Luego se convirtió en organista de la Catedral de San Pablo en Londres.
- Él escribió música religiosa, así como también canciones y música incidental para teatro y piezas para el clavicémbalo.
- Falleció a los 33 años de edad, de tristeza, después de su rompimiento con su novia.

La Pieza Musical

- *The Prince of Denmark's March* fue originalmente escrita en 1700 para clavicémbalo y luego se le hizo un arreglo para trompeta y órgano de tubos.
- Es una canción muy popular para bodas y ha sido usada en bodas de la realeza.
- Por muchos años esta pieza fue atribuida equivocadamente a Henry Purcell, otro compositor Inglés.
- De acuerdo a otras fuentes, la marcha fue escrita en honor al Príncipe Jorge de Dinamarca, quien fue el esposo de la Reina Anne de Gran Bretaña.
- Está marcha escrita en forma rondó y se caracteriza por tener frases musicales de preguntas y respuestas.



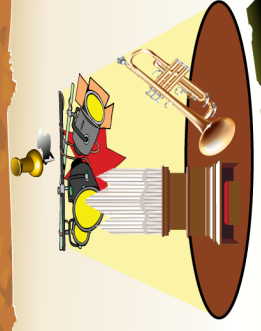

Vocabulario

rondó es una composición musical la cual tiene un tema principal que se repite varias veces alternando con otros secundarios, por ejemplo: ABACA

las frases musicales de preguntas y respuestas son un par de frases musicales en donde la primera idea está incompleta si no está la segunda


Más

La marcha fue transmitida con frecuencia por la BBC durante la Segunda Guerra Mundial, especialmente cuando el programa era dirigido a los territorios ocupados en Dinamarca, ya que esta marcha simboliza la conexión entre esos países. Todavía se ejecuta en Dinamarca durante las celebraciones anuales del fin de la Segunda Guerra Mundial.



LESSON

The Prince of Denmark's March by Jeremiah Clarke (1674 - 1707)



QUICK LESSON PLAN

Day 1 (12 minutes):

- Setting the Stage
- Animated Map Lesson (MightyLessonKit)

Day 2 (10 minutes):

- Live Performance Video
- *Movement Activity Video*
- OR Pick One Supplemental Activity

CONCEPTS/VOCABULARY

question and answer phrases, pipe organ, rondo form, trumpet

OBJECTIVES

1. Identify rondo form.
2. Identify question and answer phrases.
3. Demonstrate steady beat in 4/4 meter.

MATERIALS

Animated Map Lesson (MightyLessonKit)
Live Performance Video
Movement Activity Video
Yogurt cups to demonstrate rondo form



NOTES

1. *Kinesthetic Title Video, Words to Theme Video* and *Movement Activity Video* are available on the Digital Teacher's Guide or the Mighty Music YouTube Channel.
2. *Early Childhood Student Booklet* is available on the Digital Teacher's Guide.
3. Be sure to have students listen to other recordings of this selection from YouTube or other music streaming services that vary in tempo and style.

SUPPLEMENTAL



Audio Bank for Full Selection and Themes



Student Reproducible Pages:

Background Page in English/Spanish
"Checking for Understanding"
"Rondo Form" Activity Page
Reader's Theater Script
Early Childhood Pages



Skill Assessment



Connection to Art



Movement Activity Directions




Alternate Version Performances



Composer Portrait & Wall Sign

LESSON

The Prince of Denmark's March by Jeremiah Clarke



LESSON BY DEBBIE TANNERT



TEACHING SUGGESTIONS

SETTING THE STAGE

Echo say the selection title and composer name while viewing the Composer Portrait and Wall Sign.

Read or listen to background information on Clarke (1674 - 1701) and this selection.

Introduce the concept of *rondo form*.

- ◆ **Arrange** students holding yogurt cups or soda cans to illustrate rondo form. (Vanilla, Blueberry, Vanilla, Lemon, Vanilla)
- ◆ **Describe** the pattern and discuss that this is an example of rondo form, which has recurring A sections with contrasting sections in between.
- ◆ **Label** the form ABACA.

Tell students that today they will hear a trumpet and pipe organ performing this selection in *rondo form*.

ANIMATED MAP LESSON (MIGHTY LESSON KIT)

View the Animated Map Lesson (MightyLessonKit)

- ◆ Composer Card
- ◆ Mini-Lesson
- ◆ Animated Listening Map
- ◆ Quick Quiz

LIVE PERFORMANCE


Watch <https://safesha.re/princeofdenmark> to see a performance of this selection by Lennart Müller, Trumpet and Peter Wigge, Organ.

MOVEMENT ACTIVITY

Watch the *Movement Activity Video* to have students demonstrate steady beat in 4/4 meter, question and answer phrases, and rondo form.

LESSON

The Prince of Denmark's March by Jeremiah Clarke



SUPPLEMENTAL ACTIVITIES



KINESTHETIC TITLES

Watch *Kinesthetic Title Video* to move to show the selection title and composer name.



WORDS TO THEMES

Sing the Theme with words. This can be found in the Notated Themes section of the lesson. *Words to Theme Video* is available on the Digital Teacher's Guide.



SKILL ASSESSMENT

Observe students to assess understanding as they:

Move to demonstrate steady beat in 4/4 meter, question and answer phrases and rondo form with the *Movement Activity Video*.



ACTIVITY PAGE

Complete the "Rondo Form" Activity Page. Students will create banners to use while demonstrating rondo form and steady beat.



CHECKING FOR UNDERSTANDING

Complete the "Checking for Understanding" worksheet.

ANSWERS: 1. c 2. b 3. c 4. c 5. b



ALTERNATE VERSION PERFORMANCES

Watch <https://safesha.re/harpprinceofdenmark> to see Renee Wilson perform this on harp.

Watch <https://safesha.re/orchestraprinceofdenmark> to see André Rieu & The Johann Strauss Orchestra performing live in Vienna at Schönbrunn Palace complete with horses, carriage, royals and singers!



CONNECTION TO ART

View the selected artwork, **Prince George of Denmark (1653-1708) by John Riley**, and discuss the connection information for this music.



READER'S THEATER

Use the Reader's Theater Script.




EARLY CHILDHOOD

Complete the Early Childhood Pages with younger students after watching the Animated Listening Map. Students may listen to the music again as they work.

LESSON

The Prince of Denmark's March by Jeremiah Clarke



VOCABULARY/DEFINITIONS

pipe organ a keyboard instrument with air pumps that that blow air through metal tubing, creating sounds like many different instruments

question and answer phrases a pair of musical phrases where the first idea does not feel complete without the second

ritardando gradually getting slower

Rondo form a musical form in which a main (opening) theme returns between contrasting themes, for example, ABACA


steady beat ongoing, steady, repetitive pulse

trumpet a brass instrument, played by buzzing lips into a mouthpiece and pressing on valves to change pitches, a high-sounding brass instrument



LESSON

The Prince of Denmark's March by Jeremiah Clarke



CONNECTION TO ART



Prince George of Denmark (1653-1708) by John Riley (click to view full screen)


John Riley was a leading portraitist for the British court in the late seventeenth century. He was appointed Principal Painter to the court of William III and Mary II in 1688.

Paintings of this era used careful composition, transparent colors, and excellent use of light and shadow. Notice the illumination of the face of Prince George in this picture. The representation of the folds of his garment are exceptional. He is painted wearing a breastplate with the ribbon of the Garter and holding a baton. The Order of the Garter is the oldest "Order of Chivalry" in Britain. Prince George was awarded it when his wife, Queen Anne, ascended to the British throne.

This painting is part of the Royal Collection Trust and is in Windsor Castle.

LESSON

The Prince of Denmark's March by Jeremiah Clarke



NOTATED THEMES

A Theme

Lis - ten to the pipe or-gan and trum-pet play on this march, a fan-fare

Clarke wrote for the Prince of Den-mark, we hear it at wed-dings now.

B Theme

C Theme

CHECKING FOR UNDERSTANDING

Name: _____

Class: _____



The Prince of Denmark's March

by _____

_____ 1) Which instruments are heard in this selection?

- a. bagpipes and drum
- b. flute and piano
- c. pipe organ and trumpet

_____ 2) Look at the following boxes that show the form of this selection



Which section letter completes the form?

- a. A
- b. B
- c. C

_____ 3) Read the following newspaper article headlines:

- A. Romantic Period Selection for Weddings
- B. Classical Period Selection for Weddings
- C. Baroque Period Selection for Weddings

Which article would you read to find out more about this selection?

- a. A
- b. B
- c. C

_____ 4) At the *ritardando*, the music _____.

- a. gradually gets softer
- b. gradually gets faster
- c. gradually gets slower

_____ 5) Question and answer phrases are heard in _____.

- a. the pipe organ sections
- b. all the sections
- c. the trumpet sections

Write complete sentences to answer the following questions:

Write one fact about this selection or its composer.

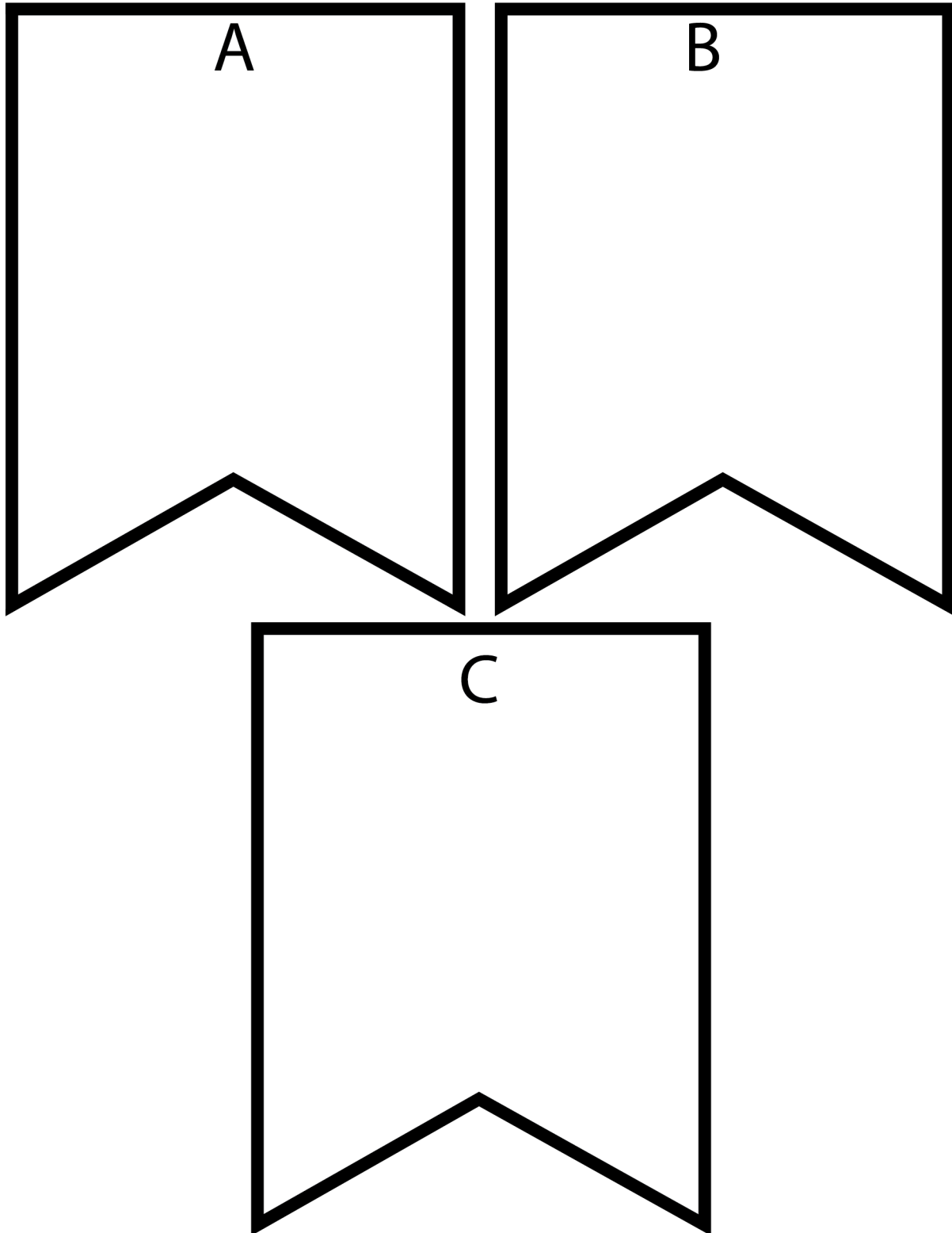
Write one opinion statement about this selection or its composer



Name _____ Class _____

The Prince of Denmark's March by _____ (1674 - 1707)

Create a banner for each of the A, B and C sections of this selection. Cut them out and attach them to straws or wooden sticks. As you listen to the selection, march around the room holding the correct banner for each section as you demonstrate Rondo form and steady beat.






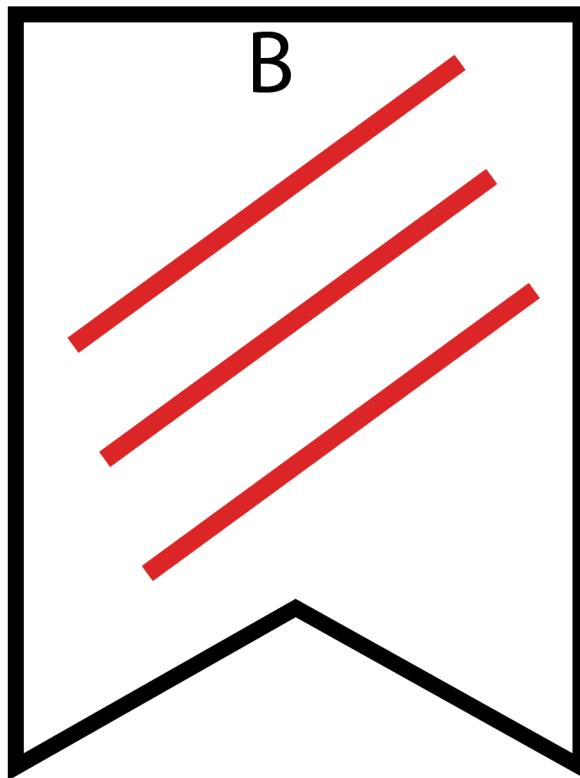

Name _____

Class _____

Answer Sheet

The Prince of Denmark's March by Clarke (1674 - 1707)

Create a banner for each of the A, B and C sections of this selection. Cut them out and attach them to straws or wooden sticks. As you listen to the selection, march around the room holding the correct banner for each section as you demonstrate Rondo form and steady beat.



MOVEMENT DIRECTIONS

The Prince of Denmark's March by Jeremiah Clarke



Concepts: rondo form, question and answer phrases

Opening Formation: scattered

A Sections:

March in place with a steady beat


B Section:

Side-together-side-together step in place with a steady beat

C Section:

Bend and straighten knees with a steady beat

Students should demonstrate question and answer phrases by turning to face a different direction for the question phrase and the answer phrase as they do the movements for each section.




READER'S THEATER SCRIPT

The Prince of Denmark's March by Jeremiah Clarke



Characters: *Bride, Groom*
Setting: *Wedding rehearsal*



Bride: I'm so excited about planning our wedding!

Groom: Yes dear. Me too.

Bride: Do you think your groomsmen will be ready to escort my bridesmaids down the aisle?

Groom: Yes dear. They will.

Bride: My bridesmaids think the purple dresses they are wearing are perfect. Do your groomsmen like the purple ties I picked out for them?

Groom: Yes dear. They love them.

Bride: Do you think we have enough flowers to make everything look beautiful?

Groom: Yes dear. The flowers are great. Now, about the music. I was thinking we could walk down the aisle to *The Prince of Denmark's March*. You know it is a very popular wedding march.

Bride: Yes dear. Sounds good.

Groom: Did you know that it was once called Trumpet Voluntary and some people thought another composer, Henry Purcell, wrote it?

Bride: Yes dear.

Groom: Did you remember to give the music to the trumpet player and the pipe organ player?

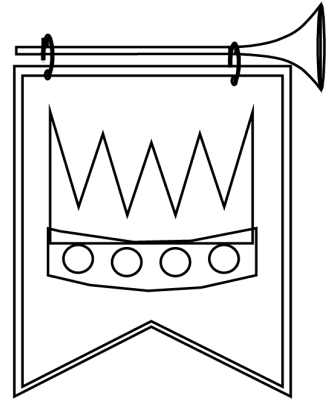
Bride: Yes dear.

Groom and Bride: I think our wedding is going to be AWESOME!

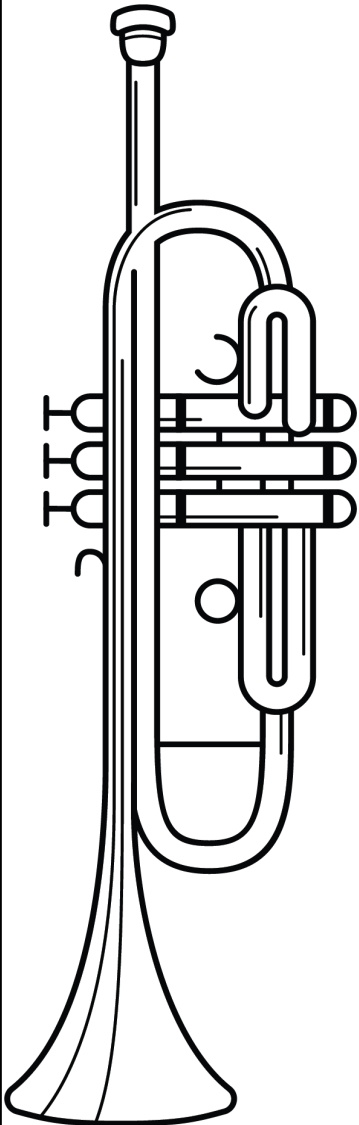
EARLY CHILDHOOD PAGES

Name _____

The Prince of Denmark's March
by Jeremiah Clarke




You will hear the trumpet in this music.
Color the trumpet as you listen.
Write the word trumpet.



trumpet

The trumpet has valves
to play different pitches.
It is in the Brass Family.
Write the word Brass.

Brass



EARLY CHILDHOOD PAGES

Name _____

The Prince of Denmark's March
by Jeremiah Clarke

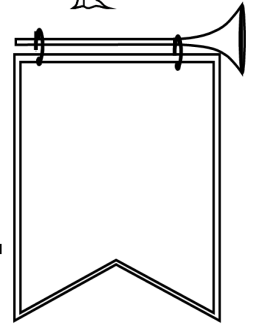


Finish the sentences using the pictures as a clue.
Listen to the music as you color the pictures.


1. I see the _____.



2. I see the _____.



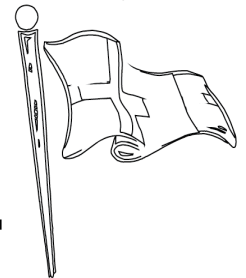
3. I see the _____.



4. I see the _____.



5. I see the _____.



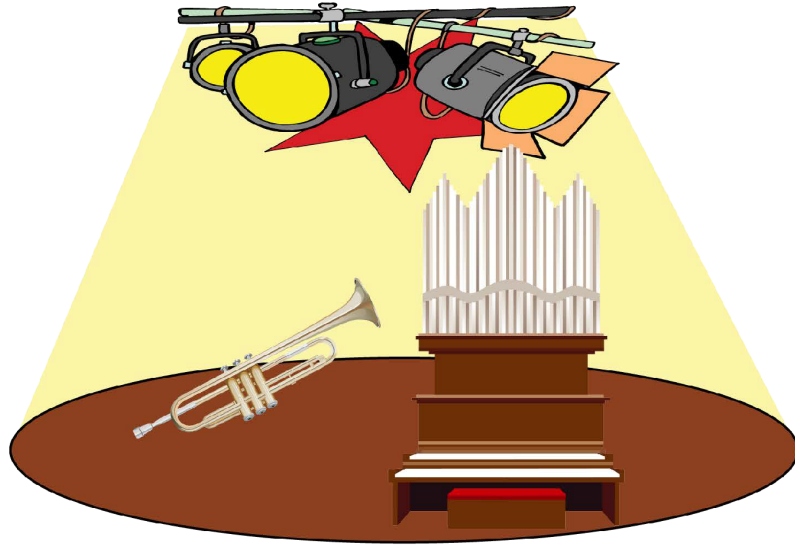
banner flag tree crown ship



Jeremiah

CLARKE

1674 - 1707



The Prince of Denmark's March *by* Clarke

